



Front Toricity → Optics Feature

Front surface toricity is utilized when astigmatism is shown with spherocylindrical over-refraction.



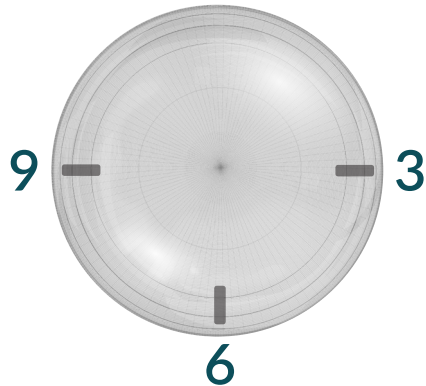
Back Toricity → Fitting Feature

- Scleral toricity is integrated into the haptic (i.e. peripheral system/scleral zone)
- Amount of toricity in our lens designs increases as you move away from the limbus
- Can be used to treat asymmetric compression, impingement, edge lift

You may request an additional black or white drill dot @ 6 o'clock to make insertion easier.

Advanced Customization

Quad-Specific, Multi-Meridian, Precision Lift



Advanced customization options are for optimizing fit; however, front toricity can also be incorporated to optimize vision.


Visionary Scleral Lens Markings Optics

Please review this markings guide to ensure proper insertion and fitting evaluation.

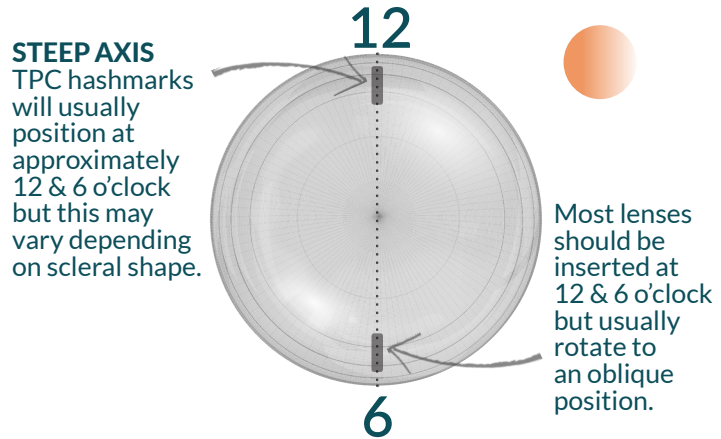


IMPORTANT
Please make note of and communicate to us if any rotation is observed. This will help us manufacture remakes (if needed) as accurately as possible.

Front



Back (TPC)



Front & Back (TPC)

